






ANEXO 3



**A. 3.2 Votación total emitida el 20 de Agosto de 2006 y participación ciudadana
Elección de Gobernador**

DTTO	CABECERA DISTRITAL						NULOS	NO REG	TOTAL	LISTA NOMINAL	PARTICIPACIÓN CIUDADANA
1	TUXTLA GUTIÉRREZ ORIENTE	1,709	30,726	42,807	227	1,374	1,682	45	78,570	165,987	47.34
2	TUXTLA GUTIÉRREZ PONIENTE	2,163	34,262	39,396	228	1,679	2,294	314	80,336	158,995	50.53
3	CHIAPA DE CORZO	628	20,582	26,722	116	199	1,150	11	49,408	92,032	53.69
4	VENUSTIANO CARRANZA	458	9,790	15,922	144	102	920	15	27,351	60,800	44.99
5	SAN CRISTÓBAL DE LAS CASAS	1,312	20,051	20,461	348	508	1,916	43	44,639	110,893	40.25
6	COMITÁN DE DOMÍNGUEZ	1,173	23,244	29,274	199	178	2,349	197	56,614	136,731	41.41
7	OCOSINGO	1,157	36,552	34,071	152	155	2,179	39	74,305	173,385	42.86
8	YAJALÓN	774	20,177	17,464	99	284	2,015	25	40,838	83,440	48.94
9	PALENQUE	1,178	17,926	20,996	85	110	1,448	13	41,756	104,115	40.11
10	BOCHIL	396	15,582	11,419	39	79	1,028	5	28,548	55,749	51.21
11	PUEBLO NUEVO SOLISTAHUACÁN	885	10,368	12,806	41	40	745	8	24,893	40,233	61.87
12	PICHUCALCO	1,538	19,424	19,260	130	94	1,279	10	41,735	101,526	41.11
13	COPAINALÁ	1,486	16,845	17,427	78	140	923	5	36,904	73,836	49.98
14	CINTALAPA	1,300	26,210	31,829	176	241	1,613	36	61,405	135,239	45.40
15	TONALÁ	2,371	24,384	22,832	157	143	1,057	16	50,960	139,292	36.59
16	HUIXTLA	2,125	32,071	23,397	143	114	1,322	12	59,184	147,575	40.10
17	MOTOZINTLA	823	33,016	32,786	110	129	1,815	19	68,698	151,366	45.39
18	TAPACHULA NORTE	891	19,090	11,782	145	99	1,187	16	33,210	79,150	41.96
19	TAPACHULA SUR	1,170	24,325	14,470	155	115	960	547	41,742	97,962	42.61
20	LAS MARGARITAS	569	13,145	22,760	65	68	1,244	7	37,858	81,464	46.47
21	TENEJAPA	726	19,451	14,035	230	84	1,469	28	36,023	71,664	50.27
22	CHAMULA	1,671	28,584	22,115	205	183	2,905	80	55,743	108,083	51.57
23	VILLAFLORES	1,784	30,613	33,416	108	191	1,846	14	67,972	141,978	47.88
24	CACAHUATÁN	1,189	20,570	15,823	112	86	1,224	14	39,018	84,288	46.29
TOTAL		29,476	546,988	553,270	3,492	6,395	36,570	1,519	1,177,710	2,595,783	45.37

A. 3.3 Resultados distritales modificados por los Tribunales Electorales del Poder Judicial de la Federación y del Estado

DISTRITO	CABECERA DISTRITAL							NULOS	NO REG	TOTAL
1	** TUXTLA GUTIÉRREZ ORIENTE	1,639	29,267	40,832	218	1,298	1,606	41	74,901	
2	*** TUXTLA GUTIÉRREZ PONIENTE	2,112	33,060	38,129	215	1,616	1,868	32	77,032	
3	*** CHIAPA DE CORZO	626	20,412	26,565	115	198	1,157	10	49,083	
4	** VENUSTIANO CARRANZA	425	9,375	15,366	141	101	885	13	26,306	
5	*** SAN CRISTÓBAL DE LAS CASAS	1,275	19,467	20,074	339	497	1,883	47	43,582	
6	*** COMITÁN	1,145	22,668	28,395	189	172	2,278	196	55,043	
7	** OCOSINGO	1,150	36,264	33,827	147	154	2,162	38	73,742	
8	YAJALÓN	774	20,177	17,464	100	284	2,015	25	40,839	
9	*** PALENQUE	1,162	17,369	20,374	86	106	1,434	13	40,544	
10	BOCHIL	396	15,582	11,419	39	79	1,028	5	28,548	
11	PUEBLO NUEVO SOLISTAHUACÁN	885	10,368	12,806	41	40	745	8	24,893	
12	** PICHUCALCO	1,517	19,228	19,145	129	91	1,271	10	41,391	
13	COPAINALÁ	1,486	16,845	17,427	78	140	923	5	36,904	
14	** CINTALAPA	1,283	25,987	31,614	166	237	1,617	347	61,251	
15	*** TONALÁ	2,351	24,152	22,651	157	142	1,049	16	50,518	
16	*** HUIXTLA	2,068	31,523	23,016	141	112	1,358	12	58,230	
17	** MOTOZINTLA	821	32,916	32,683	109	129	1,821	19	68,498	
18	** TAPACHULA NORTE	857	18,467	11,393	139	97	1,151	15	32,119	
19	** TAPACHULA SUR	1,107	23,221	13,752	149	108	915	546	39,798	
20	*** LAS MARGARITAS	565	13,092	22,614	64	68	1,241	7	37,651	
21	** TENEJAPA	724	19,379	13,924	230	84	1,463	28	35,832	
22	** CHAMULA	1,663	28,402	21,982	204	182	2,877	79	55,389	
23	*** VILLAFLORES	1,778	30,522	33,240	107	190	1,845	14	67,696	
24	CACAHUATÁN	1,189	20,570	15,823	112	86	1,224	14	39,018	
TOTAL		28,998	538,313	544,515	3,415	6,211	35,816	1,540	1,158,808	

** TRIBUNAL ELECTORAL DEL PODER JUDICIAL DE LA FEDERACIÓN
 * TRIBUNAL ELECTORAL DEL PODER JUDICIAL DEL ESTADO